




SCREEN PRINTING

CATALOG

www.unionplastics.biz

Union Plastics, part of Union Group was established in 1990 to provide complete Outdoor and Interior Advertising Solutions. We are having 9000 + Sq. mtr plant with our most advanced machinery, state of the art technology, well complemented by the Skilled and experienced employees, have established us as a leading name in the industry in Bahrain, Dubai, KSA and Qatar.

We continually strive to provide the best products and services to meet our partner's expectations by equipping our manufacturing facility with the most modern equipment and machinery. Over the period we have also secured great reputations in manufacturing Exhibitions, External & Internal, Hotel, Mall Signages, Shop Interiors, Custom Stationery & Corporate Gifts.

 +973 321 25783



unionplastics



Kingdom of Bahrain

P.O. Box: 5034, Manama,
Kingdom of Bahrain
Bahrain International Investment Park
(BIIP) Hidd

T: +973 17738161
F: +973 17456412
info@unionplastics.biz
www.unionplastics.biz



Kingdom of Saudi Arabia

Building Name : Baseel Tower
Building Number: 7984
Street Name: Firas Bin Al-Nadr
Neighborhood Name: Olaya Neighborhood
Zip Code: 34447 | City: Khobar | Office No.: 210

T: (+966) 5333 46450
M: (+966) 530 130 370
infoksa@unionplastics.biz

SCREEN PRINTING

Screen printing also known as silk screening is a versatile printing technique that involves transferring ink onto a surface through a mesh screen. The process begins by creating a stencil or screen, which is made by applying a light-sensitive emulsion onto a fine mesh stretched over a frame. The desired design is then transferred onto the screen by blocking certain areas with a non-permeable material.

During printing, ink is applied to the screen and forced through the open areas using a squeegee or blade. The ink passes through the mesh onto the substrate below, creating the desired image or pattern. Multiple colors can be applied by using separate screens for each color and aligning them accurately.

Screen printing is commonly used to print on various materials such as textiles, glass, ceramics, paper and plastics. It is particularly popular for creating vibrant and durable designs on fabrics, making it a preferred method for custom apparel, promotional items, signage and artwork. The versatility, durability and ability to reproduce intricate details make screen printing a widely-used technique in both commercial and artistic applications.



Table Of Content

FLAG	06	GLASS MEMENTO	28
ACRYLIC BOX	08	BRASS COINS	30
ACRYLIC	10	BOTTLES	32
STICKER	12	GLASS BOTTLES	34
ANODIZED ALUMINUM	14	DOOR TAG	36
DIARIES	16	SLIPPERS	38
PENS	18	PAPER BAG	40
SUNSHADES	20	MUGS	42
RIBBONS	22	FOLDERS	44
LANYARDS	24	KEYCHAINS	46
METAL PLATES	26	NAME BADGES	48
		NAPKIN	50

FLAG

Screen printing on flags is a specialized printing technique that involves transferring ink onto flag material using a mesh screen. This process allows for the creation of vibrant and durable designs on flags. A stencil or screen, is created with the desired design, and ink is applied to the screen and forced through the open areas onto the flag material below. Screen printing on flags is commonly used to produce high-quality and long-lasting flags for various purposes such as advertising, branding, sports events and national celebrations. It offers excellent color saturation, sharpness and durability, making it an ideal choice for creating visually appealing and impactful flags.



**We use two types of
printing methods for
printing custom flags –
Screen Printing and heat
transfer.**



ACRYLIC BOX

Screen printing on acrylic boxes is a printing technique that involves applying ink onto the surface of acrylic boxes using a mesh screen. In this process, a stencil is created on the screen and ink is pushed through the open areas onto the acrylic surface, creating a printed design. Screen printing on acrylic boxes allows for precise, high-quality and long-lasting graphics and text to be applied to the boxes. It is commonly used for branding, product identification or decorative purposes on acrylic display cases, retail signage and promotional materials. This method offers versatility in terms of color options and customization, resulting in visually appealing and professional-looking acrylic boxes.



Acrylic boxes are interesting and creative, and they can be used to decorate your box, tables, bottles, folders...



ACRYLIC

Screen printing on acrylic is a printing process that involves applying ink onto acrylic surfaces using a mesh screen. This technique allows for the creation of vibrant and durable designs on acrylic materials. A stencil or screen, is created with the desired design and ink is pressed through the open areas of the screen onto the acrylic surface. Screen printing on acrylic is commonly used for signage, displays and promotional items, as it offers excellent color saturation, clarity and durability. It is an effective method for adding logos, graphics or text to acrylic products, enhancing their visual appeal and branding.



Printing on acrylic can be a bit more complex than printing on other materials, but with the proper techniques and equipment, it's possible to achieve beautiful and long-lasting results.



STICKER

Screen printing on stickers is a process of applying ink onto adhesive-backed materials using a fine mesh screen. This technique produces high-quality, durable stickers with vibrant colors and precise details.



Custom screen printed stickers are used by brands to promote their products and service. These stickers are rich in color vibrancy and last outdoors for several years.



ANODIZED ALUMINUM

Screen printing on anodized aluminum is a method of applying ink onto an anodized aluminum surface using a fine mesh screen. This process creates durable, long-lasting prints with vibrant colors and exceptional clarity on aluminum substrates.



Whether they are aluminum sheets, anodized aluminum plates or aluminum drinkware products, there is screen print solution that can give you the higher quality.



DIARIES

Screen printing on diaries involves the application of ink onto diary covers or pages using a fine mesh screen. This method allows for the creation of customized and visually appealing designs on diaries, enhancing their aesthetic appeal and personalization.



Screen printing, also known as silk screening or silkscreen printing, is the process of transferring a stencilled design onto a surface using a mesh screen, ink and a squeegee.



PENS

Screen printing on pens is a process of applying ink onto pen barrels or caps using a fine mesh screen. This technique allows for the customization of pens with logos, designs or text, creating promotional or personalized pens that are visually appealing and memorable.



A pen cannot pass through a printer like a sheet of paper. Rather it is printed using a special technique called pad printing where an image is transferred onto the pen using mesh screen.



SUNSHADES

Screen printing on sunshades involves the application of ink onto sunshade fabrics using a fine mesh screen. This method allows for the creation of custom designs, logos or patterns on sunshades, enhancing their visual appeal while providing protection from the sun's rays.



**Screen printing higher
quality output than digital
prints. more durable
for prints that are
needed over the
long-term.**




RIBBONS

Screen printing on ribbons is a process of applying ink onto ribbon materials using a fine mesh screen. This technique allows for the customization of ribbons with logos, text or decorative patterns, making them ideal for special events, gifts or branding purposes. The result is high-quality, visually appealing ribbons that add a personalized touch to any occasion.



**Our designers use
customized design to
print on a ribbon for an
attractive effect.**



LANYARDS

Screen printing on lanyards involves applying ink onto lanyard materials using a fine mesh screen. This process allows for the customization of lanyards with logos, text or designs, making them ideal for promotional events, conferences or identification purposes. Screen printed lanyards offer a professional and durable way to showcase branding or information while providing a functional and stylish accessory.



If you are looking for an easy promotional tool without breaking the bank, then screen printed lanyards are an excellent option for your business.



METAL PLATES

Screen printing on metal plates is a method of applying ink onto metal surfaces using a fine mesh screen. This process allows for the creation of custom designs, labels or markings on metal plates, offering durability and versatility. Screen printed metal plates are commonly used for industrial applications, signage or decorative purposes, providing a professional and long-lasting solution for various needs.



Screen printing can be used to apply ink to any flat surface, although the smoother the surface the better the results. Metal plates are the most commonly screen printed surfaces.



GLASS MEMENTO

Screen printing on glass mementos is the process of applying ink onto glass surfaces using a fine mesh screen. This technique enables the customization of glass mementos with designs, text or images, creating personalized and visually captivating keepsakes. Screen printed glass mementos are ideal for commemorating special occasions, corporate gifts or personalized gifts, adding a touch of elegance and sentimentality to cherished memories...



**Glass screen printing
uses ink, pigment or
paint, often pushed
through a mesh screen
and onto the glass prod-
uct.**



BRASS COINS

Screen printing on brass coins is a method of applying ink onto brass coin surfaces using a fine mesh screen. This process allows for the customization of brass coins with intricate designs, logos or text, creating unique and collectible pieces. Screen printed brass coins are popular for commemorative purposes, gifts or promotional items, offering a durable and visually striking way to showcase branding or commemorate special events.



**A higher quality output
than digital prints. More
durable for prints that
are needed over the
long-term.**




BOTTLES

Screen printing on bottles involves the application of ink onto bottle surfaces using a fine mesh screen. This process allows for the customization of bottles with logos, designs or text, creating visually appealing and branded packaging solutions. Screen printed bottles are commonly used for promotional purposes, product branding or special events, offering a professional and eye-catching way to showcase your brand or message on various types of bottles.



**Create unique and
eye-catching designs
that enhance the visual
appeal of the product**



BLACK
COLD BREW

GLASS BOTTLES

Screen printing on glass bottles is a technique that involves applying ink onto the surface of glass bottles using a fine mesh screen. This process allows for the customization of glass bottles with logos, designs or labels, resulting in visually appealing and branded packaging solutions. Screen printed glass bottles are commonly used for product branding, promotional campaigns or special events, providing a professional and eye-catching way to showcase your brand or message on glass containers.



The two main approaches to printing on glass are screen printing and digital glass printing.



DOOR TAG

Screen printing on door tags is a process of applying ink onto door tag materials using a fine mesh screen. This method allows for the customization of door tags with logos, room numbers or personalized information, making them ideal for hotels, offices or events. Screen printed door tags offer a durable and visually appealing solution for easy identification, organization and communication.



Screen printing is an effective technique for creating bold canvases, posters and artwork.



SLIPPERS

Screen printing on slippers is a technique of applying ink onto the surface of slippers using a fine mesh screen. This process allows for the customization of slippers with logos, designs or branding, enhancing the overall guest experience. Screen printed hotel slippers offer a personalized touch, providing comfort and style while showcasing the hotel's branding or message.



**can be used on a variety
of different print
materials, including
glass, wood, textiles,
signs, banners,
electronics and much
more.**



PAPER BAG

Screen printing on paper bags is a process of applying ink onto paper bag surfaces using a fine mesh screen. This method allows for the customization of paper bags with logos, designs or messages, creating visually appealing and branded packaging solutions. Screen printed paper bags are commonly used for retail, events or promotional purposes, offering a sustainable and eye-catching way to showcase your brand or message on eco-friendly packaging.



**You can find
screen-print labels on a
wide variety of
packaging, products and
bottles.**



MUGS

Screen printing on mugs is a technique used to apply designs onto ceramic or glass mugs. It involves using a mesh screen to transfer ink onto the surface of the mug, creating a durable and high-quality print. Screen printing allows for precise and vibrant designs to be reproduced on mugs, making it a popular choice for personalized and promotional items.



**The design is printed
onto paper, screened
and then carefully trans-
ferred by hand onto the
individual mug.**



FOLDERS

Screen printing on folders is a method of applying designs onto the surface of folders. It involves using a mesh screen to transfer ink onto the folder material, resulting in a durable and visually appealing print. Screen printing allows for detailed and vibrant designs to be reproduced on folders, making it a great choice for branding, promotional materials or personalized stationery.



**Printing can be done on
both the inside and out-
side of the folder.**



ملف الموظف الشخصي
EMPLOYEE PERSONAL FILE

KEYCHAINS

Screen printing on keychains is a method of applying designs onto the surface of keychain materials. It involves using a mesh screen to transfer ink onto the keychain, resulting in a durable and visually appealing print. Screen printing allows for detailed and vibrant designs to be reproduced on keychains, making it an ideal choice for personalized and promotional keychain products.



Screen printing technology is well-known for its quality. The colors are vivid and rich and the prints are very durable.



NAME BADGES

Screen printing on name badges is a technique used to apply designs onto the surface of name badges. It involves using a mesh screen to transfer ink onto the badge material, resulting in a durable and professional-looking print. Screen printing allows for precise and vibrant designs to be reproduced on name badges, making it an excellent choice for creating customized and branded identification items.



the run costs for screen printing tend to be more affordable. This is partly because some jobs may require only one or two colors which is a lot less ink usage than digitally printing four or more colors.



NAPKIN

Screen printing on napkins is a popular method for adding custom designs, logos, or patterns to napkins. It is commonly used for special events, restaurants, or promotional purposes. The process involves several steps. First, you need to prepare the design using vector-based software to ensure high-resolution artwork. Once the design is ready, gather the necessary materials, including a screen with fine mesh, a squeegee, screen printing ink, and napkins made of a suitable fabric like cotton or linen.



**Screen Printing Allows
for Versatile Designs in
Napkin Printing.**



TOGETHER

TOGETHER

TOGETHER